



LeapGlobe Touch™

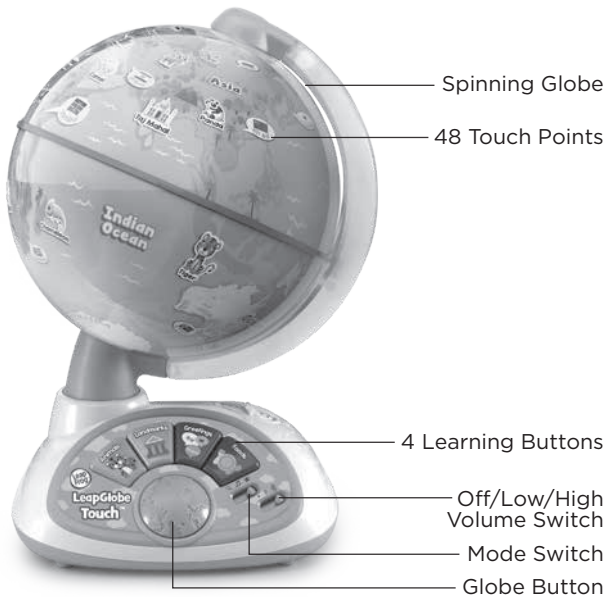


Instruction Manual

This manual contains important information. Please save it for future reference.

INTRODUCTION

Thank you for purchasing the **LeapGlobe Touch™**! Learn about continents, oceans, animals, foods, greetings and landmarks around the world!



INCLUDED IN THIS PACKAGE

- LeapGlobe Touch™
- Quick Start Guide

WARNING:

All packing materials such as tape, plastic sheets, packaging locks, removable tags, cable ties, cords and packaging screws are not part of this toy, and should be discarded for your child's safety.

NOTE: Please save this Instruction Manual as it contains important information.

ATTENTION :

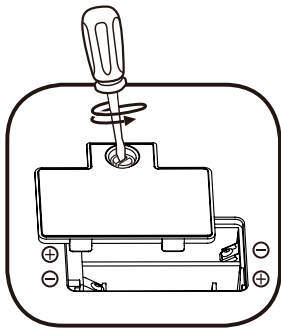
Pour la sécurité de votre enfant, débarrassez-vous de tous les produits d'emballage tels que rubans adhésifs, feuilles de plastique, attaches, étiquettes, cordons et vis d'emballage. Ils ne font pas partie du jouet.

NOTE : Il est conseillé de sauvegarder ce manuel d'utilisation car il comporte des informations importantes.

GETTING STARTED

Battery Removal and Installation

1. Make sure the unit is turned **Off**.
2. Find the battery cover located on the back of the unit, use a screwdriver to loosen the screw and then open the battery cover.
3. Remove old batteries by pulling up on one end of each battery.
4. Install 2 new AA (AM-3/LR6) batteries following the diagram inside the battery box. (For best performance, alkaline batteries or fully charged Ni-MH rechargeable batteries are recommended.)
5. Replace the battery cover and tighten the screw to secure.





WARNING:

Adult assembly required for battery installation.
Keep batteries out of reach of children.



ATTENTION :

Les piles ou accumulateurs doivent être installés par un adulte.
Tenir les piles ou accumulateurs hors de portée des enfants.

IMPORTANT: BATTERY INFORMATION

- Insert batteries with the correct polarity (+ and -).
- Do not mix old and new batteries.
- Do not mix alkaline, standard (carbon-zinc) or rechargeable batteries.
- Only batteries of the same or equivalent type as recommended are to be used.
- Do not short-circuit the supply terminals.
- Remove batteries during long periods of non-use.
- Remove exhausted batteries from the toy.
- Dispose of batteries safely. Do not dispose of batteries in fire.

RECHARGEABLE BATTERIES:

- Remove rechargeable batteries (if removable) from toy before charging.
- Rechargeable batteries are only to be charged under adult supervision.
- Do not charge non-rechargeable batteries.

PRODUCT FEATURES

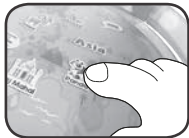
1. Off/Low/High Volume Switch

Slide the **Off/Low/High Volume Switch** to turn the toy **On** and select the **Low** or **High** volume.



2. Touch Points on Globe

The **LeapGlobe Touch™** features **48 Touch Points** around the globe that teach continents, oceans, animals, greetings, regional foods and landmarks.



3. Learning Buttons

The base of the globe features 4 buttons that launch additional learning content when touch points are pressed.



4. Mode Switch

Slide the **Mode Switch** to play in Explore Mode, Music Mode or Quiz Mode.



5. Globe Button

Press the **Globe Button** to learn about animals, landmarks and places around the world.



ACTIVITIES

1. Spinning

Spin the globe to see it light up.

2. Explore Mode

Press the **48 touch points** on the globe to learn about continents, oceans, animals, landmarks, regional foods and more.

3. Music Mode

Press the **48 touch points** and **4 learning buttons** to make music with fun sound effects and 4 learning songs.

4. Quiz Mode

Switch to **Quiz Mode** for a geography challenge: Answer each question by pressing one of the **48 touch points** on the globe.

SONG LYRICS

Food Song

Let's eat something new!

Paella from Spain

Or wali wa nazi from Kenya

Or some hot pot from China!

Animal Song

Animals, animals, all over the world!

I see a tiger in Indonesia

and a penguin in Antarctica.

There's a moose on the loose in Russia!

Landmark Song

So many landmarks, let's see them all.

The pyramids of Egypt!

The Eiffel Tower in France!

In India, look, there's the Taj Mahal!

Greetings Song

Come along now, let's explore!

We'll travel the world and meet new friends!

Say *hola*, *nǐ hǎo*, *bonjour* et *ciao*.

Off we go, around the world!

CARE & MAINTENANCE

1. Keep the unit clean by wiping it with a slightly damp cloth.
2. Keep the unit out of direct sunlight and away from any direct heat sources.
3. Remove the batteries if the unit will not be in use for an extended period of time.
4. Do not drop the unit on hard surfaces and do not expose the unit to moisture or water.

TROUBLESHOOTING

If for some reason the unit stops working or malfunctions, please follow these steps:

1. Turn the unit **Off**.
2. Interrupt the power supply by removing the batteries.
3. Let the unit stand for a few minutes, then replace the batteries.
4. Turn the unit **On**. The unit should now be ready to use again.
5. If the unit still does not work, install a new set of batteries.

Environmental Phenomena

The unit may malfunction if subjected to radio-frequency interference. It should revert to normal operation when the interference stops. If not, it may become necessary to turn the power **Off** and back **On**, or remove and reinstall the batteries. In the unlikely event of an electrostatic discharge, the unit may malfunction and lose memory, requiring the user to reset the device by removing and reinstalling the batteries.

Impact de l'environnement

Une défaillance de fonctionnement de l'appareil peut survenir s'il est sujet à des interférences avec les fréquences radioélectriques. Le fonctionnement normal de l'appareil devrait reprendre avec l'arrêt des interférences. Si ce n'est pas le cas, il peut s'avérer nécessaire d'éteindre et rallumer l'appareil ou de retirer et réinstaller les piles. Dans l'éventualité peu probable d'une décharge électrostatique, un mauvais fonctionnement et une perte de mémoire de l'appareil peuvent se produire. L'utilisateur doit alors retirer et réinstaller les piles pour réinitialiser l'appareil.

IMPORTANT NOTE:

If the problem persists, please call our **Consumer Services Department** at **1-800-701-5327** in the U.S. or email **support@leapfrog.com**. Creating and developing LeapFrog® products is accompanied by a responsibility that we take very seriously. We make every effort to ensure the accuracy of the information, which forms the value of our products. However, errors sometimes can occur. It is important for you to know that we stand behind our products and encourage you to contact us with any problems and/or suggestions you might have. A service representative will be happy to help you.

NOTE

This equipment has been tested and found to comply with the limits for a Class B digital device, pursuant to Part 15 of the FCC Rules. These limits are designed to provide reasonable protection against harmful interference in a residential installation. This equipment generates, uses and can radiate radio frequency energy and, if not installed and used in accordance with the instructions, may cause harmful interference to radio communications. However, there is no guarantee that interference will not occur in a particular installation. If this equipment does cause harmful interference to radio or television reception, which can be determined by turning the equipment off and on, the user is encouraged to try to correct the interference by one or more of the following measures:

- Reorient or relocate the receiving antenna.
- Increase the separation between the equipment and receiver.
- Connect the equipment into an outlet on a circuit different from that to which the receiver is connected.
- Consult the dealer or an experienced radio/TV technician for help.

CAUTION

Changes or modifications not expressly approved by the party responsible for compliance could void the user's authority to operate the equipment.

Supplier's Declaration of Conformity
47 CFR § 2.1077 Compliance Information

Trade Name: LeapFrog®
Model: 6159
Product Name: LeapGlobe Touch™
Responsible Party: LeapFrog Enterprises, Inc.
Address: 2200 Powell Street, Suite 500
Emeryville, CA 94608.
Website: leapfrog.com

THIS DEVICE COMPLIES WITH PART 15 OF THE FCC RULES. OPERATION IS SUBJECT TO THE FOLLOWING TWO CONDITIONS: (1) THIS DEVICE MAY NOT CAUSE HARMFUL INTERFERENCE, AND (2) THIS DEVICE MUST ACCEPT ANY INTERFERENCE RECEIVED, INCLUDING INTERFERENCE THAT MAY CAUSE UNDESIRE OPERATION.

CAN ICES-003(B)/NMB-003(B)



**Visit our website for more
information about our products,
downloads, resources and more.**

leapfrog.com
leapfrog.ca

**Read our complete warranty policy online at
*leapfrog.com/legal***

A subsidiary of VTech Holdings Limited.
TM & © 2022 LeapFrog Enterprises, Inc.
All rights reserved.
IM-615900-000
Version:0